

GBP3005 THRU GBP310

Glass Passivated Bridge Rectifiers

Reverse Voltage - 50 to 1000 Volts

Forward Current - 3.0 Amperes

Features

- Glass passivated chip
- Low forward voltage drop
- Ideal for printed circuit board
- High surge current capability


Mechanical Data

- Polarity: Symbol marked on body 上
- Mounting position: Any

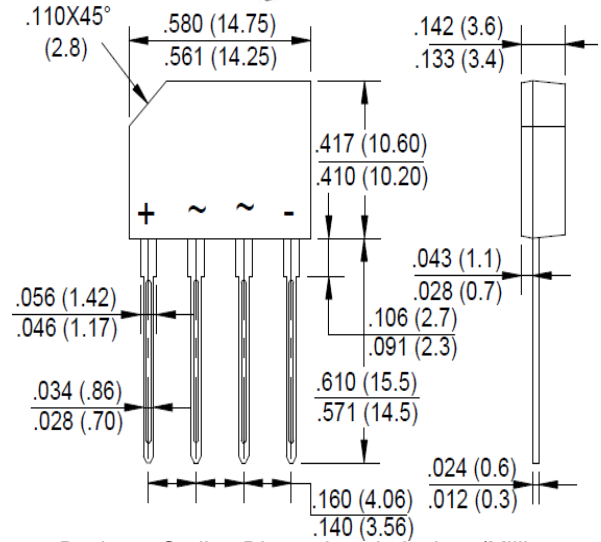
Applications

- General purpose use in AC/DC bridge full wave rectification, for SMPS, lighting ballaster, adapter, etc.

GBP



RoHS
COMPLIANT



Maximum Ratings and Electrical Characteristics

Rating at 25°C ambient temperature unless otherwise specified.

Single phase, half wave, 60Hz, resistive or inductive load.

For capacitive load, derate current by 20%.

Characteristics	Symbol	GBP 3005	GBP 301	GBP 302	GBP 304	GBP 306	GBP 308	GBP 310	Unit
Maximum Repetitive Peak Reverse Voltage	V _{RRM}	50	100	200	400	600	800	1000	V
Maximum RMS Voltage	V _{RMS}	30	70	140	280	420	560	700	V
Maximum DC Blocking Voltage	V _{DC}	50	100	200	400	600	800	1000	V
Maximum Average Forward Rectified Current @T _A =50 °C (Note1)	I <sub(av)< sub=""></sub(av)<>	3.0							A
Peak Forward Surge Current, 8.3mS Single Half Sine-Wave, Superimposed on Rated Load (JEDEC Method)	I _{FSM}	75							A
I ² t Rating for Fusing (t<8.3mS) mS	I ² t	23.3							A ² s
Peak Forward Voltage per Diode at 3A DC	V _F	1.1							V
Maximum DC Reverse Current at Rated @T _J =25°C	I _R	10.0							uA
DC Blocking Voltage per Diode @T _J =100°C									
Operating Junction Temperature Range	T _J	-55 to +150							°C
Storage Temperature Range	T _{STG}	-55 to +150							°C

GBP3*-U/B-00/92-00/01

Rev. 9, 22-Apr-2019

Rating and Characteristic Curves

GBP3005 THRU GBP310

Fig. 1 - Forward Current Derating Curve

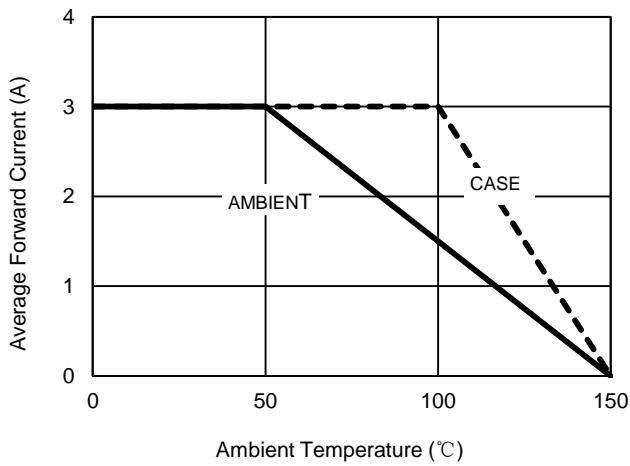


Fig. 2 - Maximum Non-Repetitive Surge Current

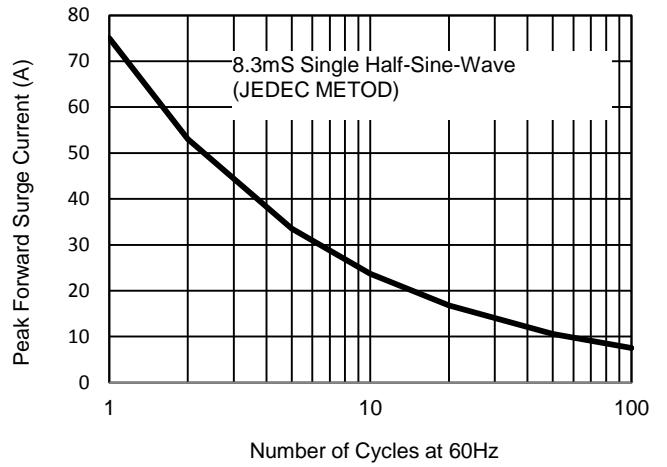


Fig. 3 - Typical Reverse Characteristics

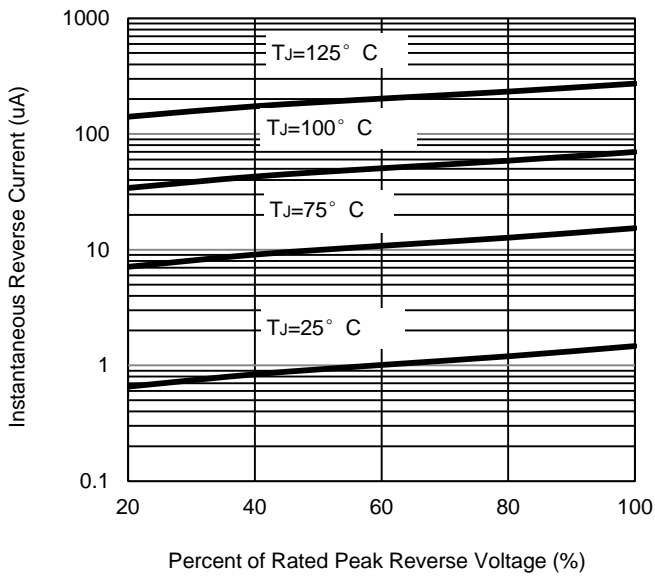
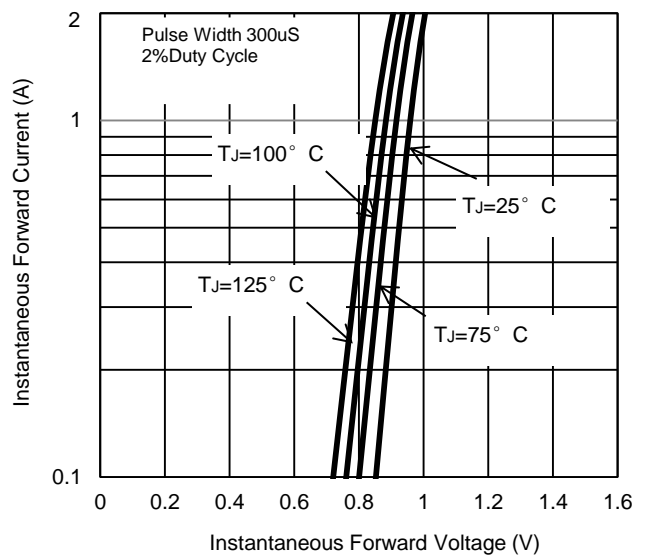


Fig. 4 - Typical Forward Characteristics



The curve above is for reference only.

